


## Adult Social Care: service users at 31/03/23

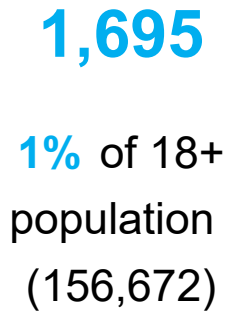
Care homes



Community



Total



## Adult Social Care: care planning

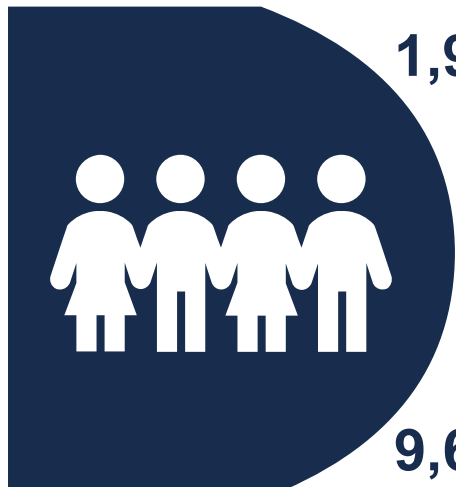
Versus 21/22



- 803** Care Act assessments **-8%**
- 2,007** Referrals to Brokerage **+8%**
- 1,248** Social Care reviews

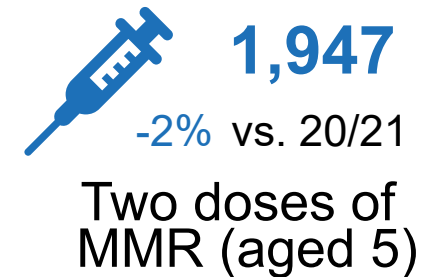
## Children's Services

0-17 population: 38,413



- 1,928** Children on Education, Health & Care Plans^ | **+13%** vs. 2021/22
- 139** Children on Child Protection Plans\* | **+30%** vs. 2021/22
- 231** Looked After Children\* | **+17%** vs. 2021/22
- 1,462** Referrals to Early Help services | **-4%** vs. 2021/22
- 9,647** Contacts to Social Care | **+2%** vs. 2021/22

## Child Health (21/22)



# B&NES Activity Report 2022/23

All data 2022/23 totals except where indicated  
below or where referenced in the Notes pane

 Notes

## Planning



**1,973**

Applications decided  
-13% versus 21/22

## Fly-tipping



**1,724**

Instances cleared  
+4% versus 21/22

## Health improvement




**185** +47% versus 19/20

Successful completions of  
alcohol treatment



**325** -11% versus 18/19

Smokers who quit successfully  
at 4 weeks



**1,060** -6% versus 20/21

Adults in Substance Misuse  
Treatment Services

## Streetworks



**10,311**

Permits issued  
+10% versus 21/22

## Homes for Ukraine\*



**190**

Hosting arrangements

**349**

Guests hosted

## Residual waste



**335**

Kilograms  
per household


## Recycling



**21.8k**

Tonnes collected  
-8% versus 21/22

## Revenues and Benefits caseloads\*



**4,457**

Housing Benefit

**9,549**

Council Tax Support

# B&NES Activity Report 2022/23

All data 2022/23 totals except where indicated below or where referenced in the Notes pane



## Social media interactions

**20k** Engagements

**20k** Engagements

**53k** Views

**1.1M** Impressions

## Webinars and forums

**1,840**  
Webinar and forum views

## IT services

**2,380** Users supported\*

**36k** Teams meetings<sup>†</sup>

**952k** Teams chat messages<sup>†</sup>

## Newsletters and articles

**402** Newsroom articles

**345k** E-connect emails sent

## Customer Services

**154k** Calls offered  
-18% versus 21/22

## Library and Information Services

**408k** Items issued  
+27% versus 21/22

## Organisational Development

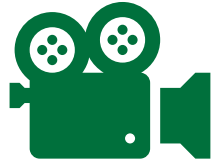
**415** +15% versus 21/22  
Guided learning courses completed

**6,181** +52% versus 21/22  
eLearning courses completed

## City & Town Centre



**400k**  
Total visitors to  
Bath Christmas Market  
December 2022



**133**  
Number of days  
filming



**86**  
Assisted Arrests




**476**  
Number of event  
days booked

## Highways



**2,638**  
Potholes repaired  
2022



**115k**  
Highway resurfaced (m2)

## Council tree stock



**1,423**  
Number of trees planted  
on Council land

## Environmental Health



**1,139**  
Food hygiene  
inspections  
2022

## Health screening



**22,976**  
Cancer screening  
bowel cancer  
People screened in the 2.5 years to March 2022

## Burial & Cremation



**1,800**  
Burials and cremations  
facilitated