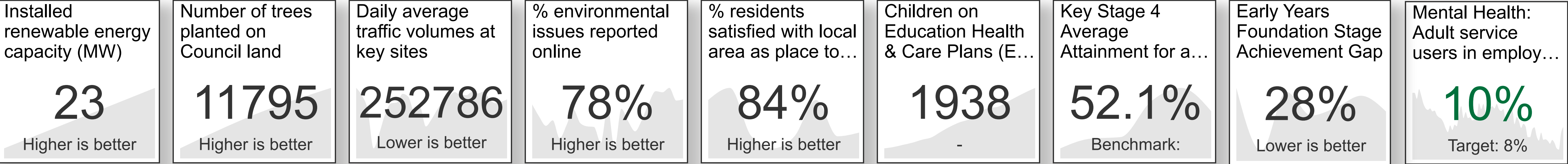
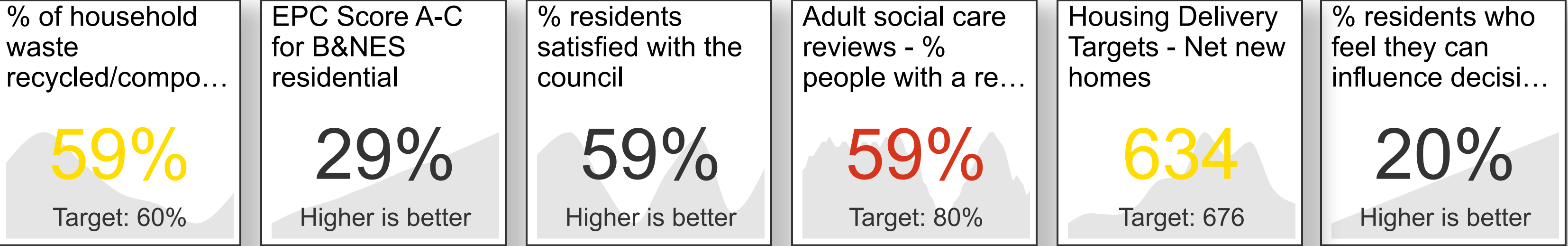


Strategic Indicator Summary

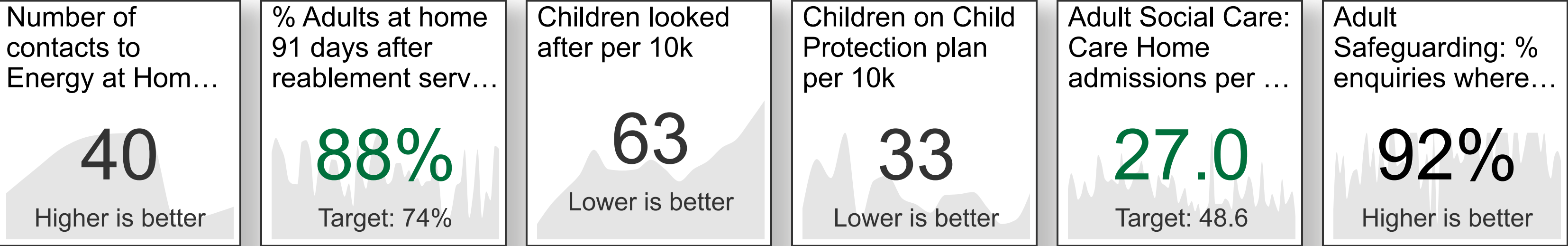
Preparing for the Future *Click on an indicator to see more*



Delivering for Residents *Click on an indicator to see more*



Focusing on Prevention *Click on an indicator to see more*



Strategic Indicator Report

Preparing for the future


Our area is changing. We must change with it and help local residents prepare for the future. We want to promote high-quality, high-skill jobs, for example, in the new green jobs sector and in new technologies. At Bath Quays, we are creating a vibrant commercial quarter in the heart of the city which is delivering new jobs and homes. We also have a programme aimed at making our high streets more attractive places to visit, including greener ways of getting around the area and support to businesses.

We will work with partners, organisations such as the West of England Combined Authority, and local communities, to secure long-term investment in our local infrastructure. Our priorities for this are sustainable transport, homes and energy. So that they can take advantage of these changes, we want to help our young people acquire and enhance the skills they need to achieve their ambitions. To do this we will also need to address inequalities of outcome in education, particularly in the early years.

We also need to make the most of new technology, and be smarter and more flexible in the ways that we work. We need to be clearer about what we can and cannot provide. Increasingly, we will ask residents to self-serve for our more transactional services, so that we can better support people who need our help the most.

Installed renewable energy capacity (MW)

Frequency: Annually




23

In 2022, we expect to see a rise as the Council's own initiatives come online and large planning applications move to development. A revision of the methodology is currently in progress prior to publication of 2022 data.

Number of trees planted on Council land

Frequency: Annual

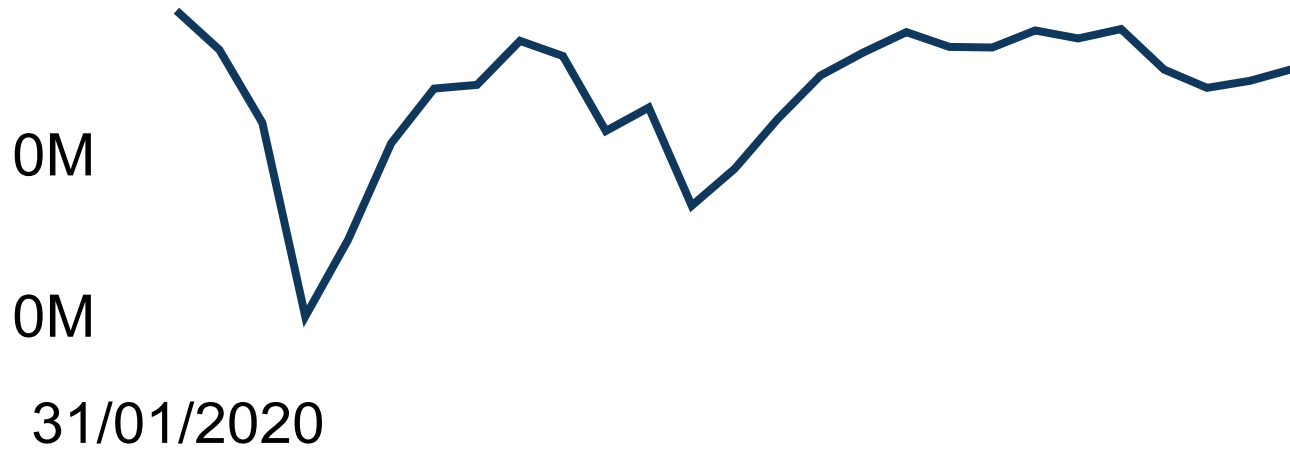


11,795

The council has an ambition to plant 100,000 trees in the district - not just on council land. This indicator is the planting under Council control.

Daily average traffic volumes at key sites

Frequency: Monthly



252,786

Ongoing monitoring across 22 key sites across B&NES shows that the reduction in average volumes over Covid-19 lockdowns quickly returned to near previous levels. Data last updated in March 2022. Data quality work to ensure that a complete dataset is available continues during 2022/23.

Strategic Indicator Report

Preparing for the future

Our area is changing. We must change with it and help local residents prepare for the future. We want to promote high-quality, high-skill jobs, for example, in the new green jobs sector and in new technologies. At Bath Quays, we are creating a vibrant commercial quarter in the heart of the city which is delivering new jobs and homes. We also have a programme aimed at making our high streets more attractive places to visit, including greener ways of getting around the area and support to businesses.

We will work with partners, organisations such as the West of England Combined Authority, and local communities, to secure long-term investment in our local infrastructure. Our priorities for this are sustainable transport, homes and energy. So that they can take advantage of these changes, we want to help our young people acquire and enhance the skills they need to achieve their ambitions. To do this we will also need to address inequalities of outcome in education, particularly in the early years.

We also need to make the most of new technology, and be smarter and more flexible in the ways that we work. We need to be clearer about what we can and cannot provide. Increasingly, we will ask residents to self-serve for our more transactional services, so that we can better support people who need our help the most.

% environmental issues reported online

Frequency: Monthly



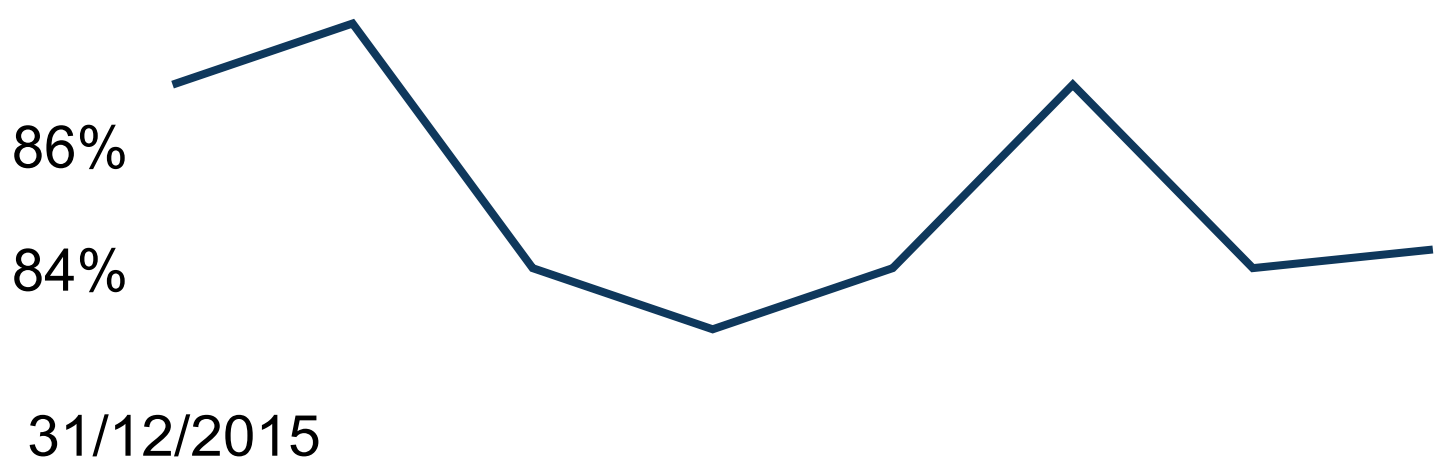
78%

31/12/2022

Performance remains consistent for this measure, which will be reviewed as part of the Council's emerging Customer Contact Strategy.

% residents satisfied with local area as place to live

Frequency: Annual




84%

31/12/2022

Rates for this indicator remain consistently high, based on the first release of 2022 Voicebox data. As is standard with the first release, these results are subject to review and validation.

Children on Education Health & Care Plans (EHCP)

Frequency: Daily/Live



1,938

31/12/2022

In common with other Local Authorities, B&NES continues to see an increase in the number of children on Plans

Strategic Indicator Report

Preparing for the future


Our area is changing. We must change with it and help local residents prepare for the future. We want to promote high-quality, high-skill jobs, for example, in the new green jobs sector and in new technologies. At Bath Quays, we are creating a vibrant commercial quarter in the heart of the city which is delivering new jobs and homes. We also have a programme aimed at making our high streets more attractive places to visit, including greener ways of getting around the area and support to businesses.

We will work with partners, organisations such as the West of England Combined Authority, and local communities, to secure long-term investment in our local infrastructure. Our priorities for this are sustainable transport, homes and energy. So that they can take advantage of these changes, we want to help our young people acquire and enhance the skills they need to achieve their ambitions. To do this we will also need to address inequalities of outcome in education, particularly in the early years.

We also need to make the most of new technology, and be smarter and more flexible in the ways that we work. We need to be clearer about what we can and cannot provide. Increasingly, we will ask residents to self-serve for our more transactional services, so that we can better support people who need our help the most.

Key Stage 4 Average Attainment for all pupils

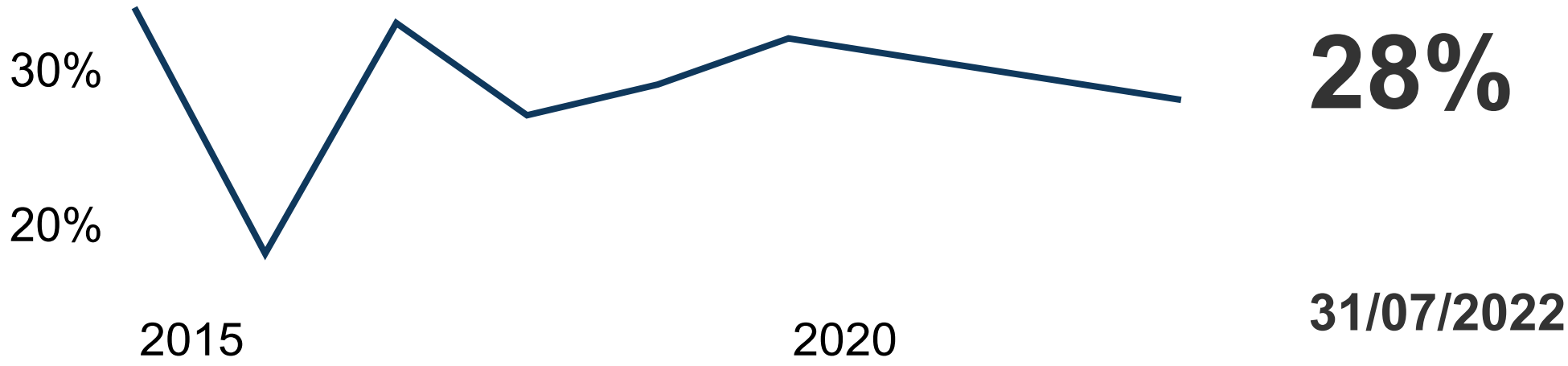
Frequency: Annual



While the rate for B&NES reduced in 2022, the average Attainment 8 score of 52% was higher than the national and regional averages (each at 49%).

Early Years Foundation Stage Achievement Gap

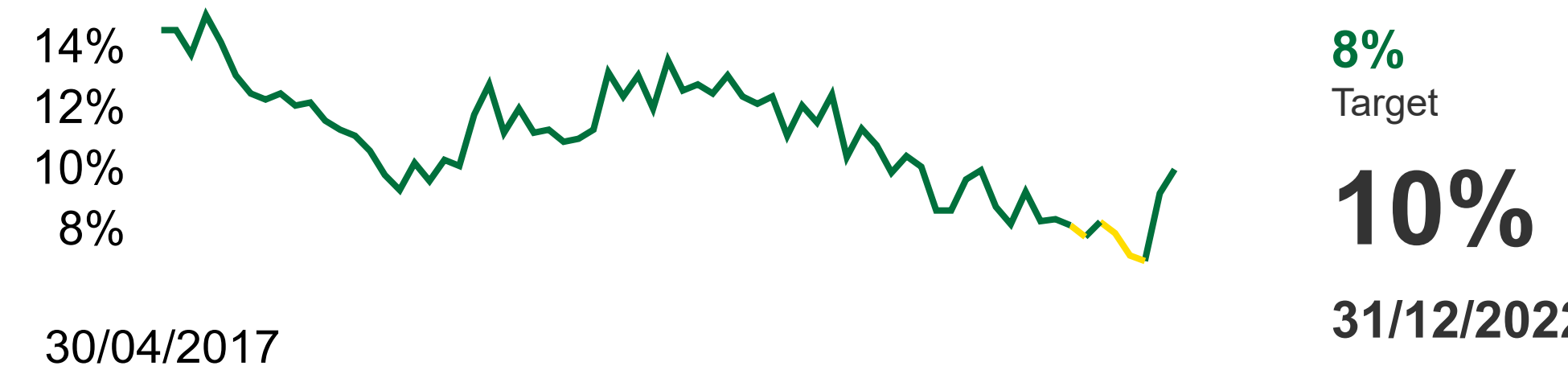
Frequency: Annually



The attainment gap between B&NES children eligible for Free School Meals (FSM) and those not eligible (non-FSM) is 28%: 47% of the FSM cohort achieved the standard (GLD) vs 75% of the non-FSM group. This is wider than the national gap (20%), as higher numbers achieved GLD in the B&NES non-FSM group.

Mental Health: Adult service users in employment

Frequency: Monthly



Performance has seen improvement over Q3 22/23 to its highest level since June 2021. The service has undertaken an audit to better understand how data quality has affected reported performance, and the matter is regularly discussed at service performance meetings.

Strategic Indicator Report

Delivering for residents

Access to housing, and getting around our area are key local concerns. We are determined to secure more affordable and social housing, improve the quality of rented housing, make our housing stock green and tackle fuel poverty.

We will also facilitate significant improvement of the transport infrastructure and encourage behaviour change to forms of transport other than the private vehicle. This will enable a major shift to walking, micro mobility (cycling), car-sharing, buses, and rail.

Alongside the introduction of the Clean Air Zone, we have wider ambitions for a more pedestrian-friendly city centre and reducing the impact of cars in residential streets through better traffic management, and reductions in ‘rat-running’.


To support this, we need to understand the views and needs of our local communities. We are committed to improving how we involve local people in our decision making, such as on local transport schemes, ensuring that they have a greater say in how their services are designed, funded and run.

% of household waste recycled/composted




When considered alongside the below-target amount of waste produced per household, the service is progressing towards its zero waste ambition. Please note that the indicator is now reported as a 12-month average as the target is measured at annual intervals.

EPC Score A-C for B&NES residential



Shows the % of properties with a satisfactory energy efficiency rating. Trend shows a positive direction of travel.

% residents satisfied with the council



Satisfaction with the council increased by over 7% in the latest results, based on the first release of 2022 Voicebox data. As is standard with the first release, these results are subject to review and validation.

Strategic Indicator Report

Delivering for residents

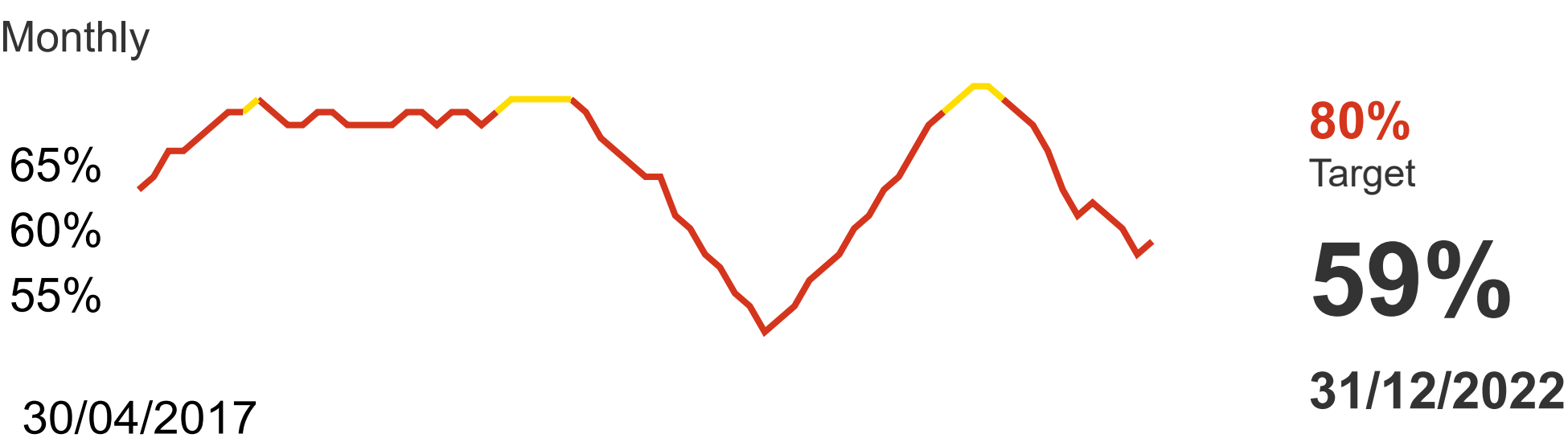
Access to housing, and getting around our area are key local concerns. We are determined to secure more affordable and social housing, improve the quality of rented housing, make our housing stock green and tackle fuel poverty.

We will also facilitate significant improvement of the transport infrastructure and encourage behaviour change to forms of transport other than the private vehicle. This will enable a major shift to walking, micro mobility (cycling), car-sharing, buses, and rail.

Alongside the introduction of the Clean Air Zone, we have wider ambitions for a more pedestrian-friendly city centre and reducing the impact of cars in residential streets through better traffic management, and reductions in ‘rat-running’.

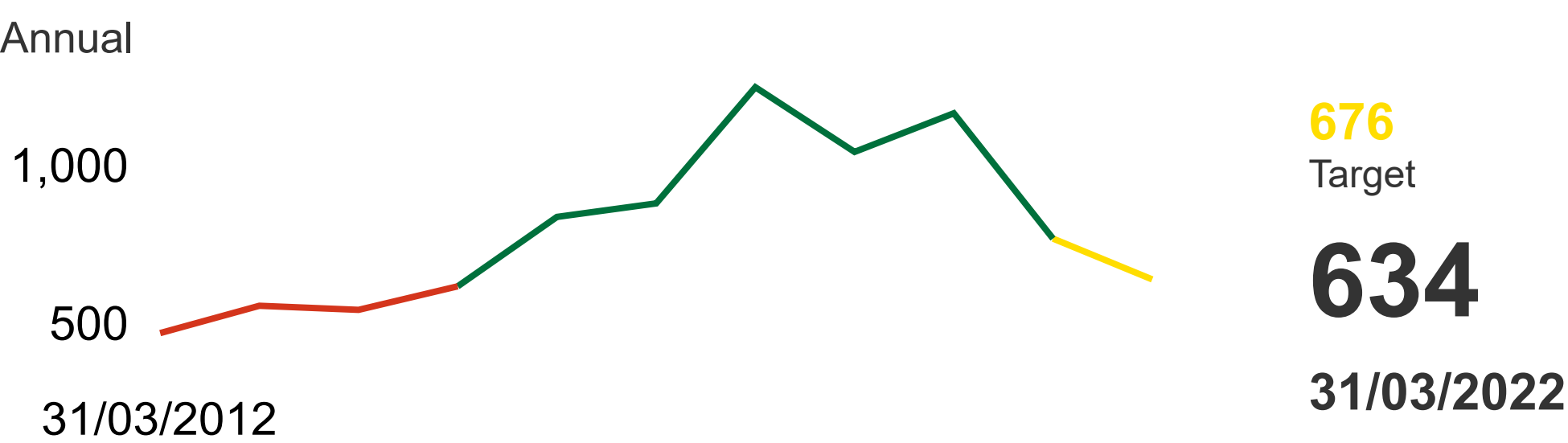
To support this, we need to understand the views and needs of our local communities. We are committed to improving how we involve local people in our decision making, such as on local transport schemes, ensuring that they have a greater say in how their services are designed, funded and run.

Adult social care reviews - % people with a review



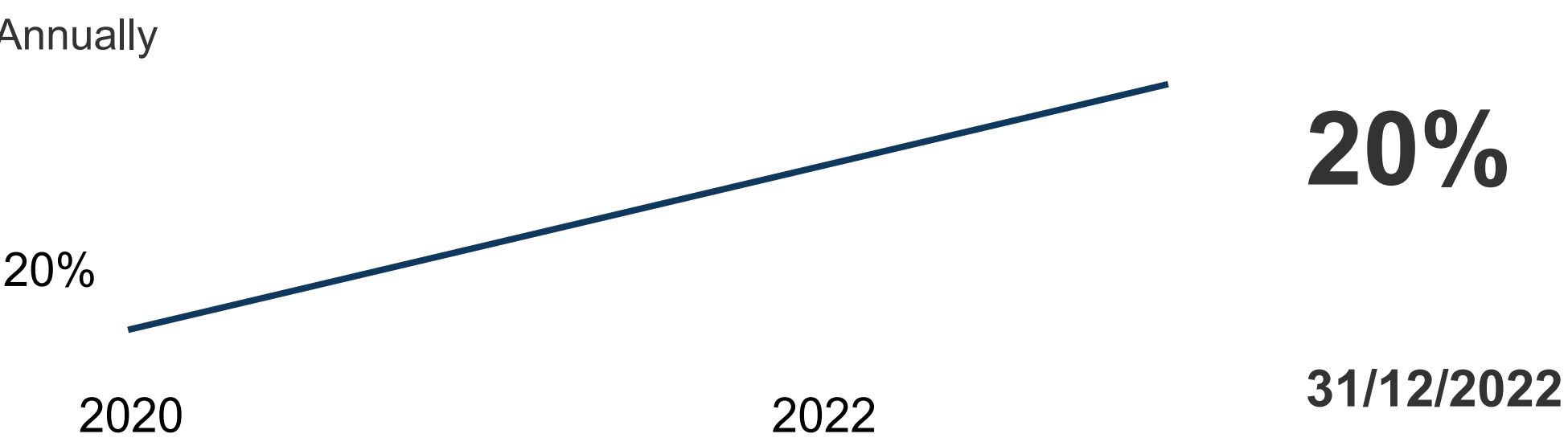
Pressure across the health and social care system is impacting on timeliness of reviews. Providers are prioritising initial assessments and any reviews carried out are risk stratified to ensure that the waiting list is managed to avoid needs being left unmet.

Housing Delivery Targets - Net new homes



While the net new homes delivered in 2022 were below the annualised target, the cumulative supply over the Core Strategy period exceeds the requirement. The Local Partial Plan Update has allocated additional sites to mitigate any future shortfall.

% residents who feel they can influence decisions about their local area



There has been a small increase in the proportion of people who feel that they can inform decisions made by the council, based on the first release of 2022 Voicebox data. As is standard with the first release, these results are subject to review and validation.

Strategic Indicator Report

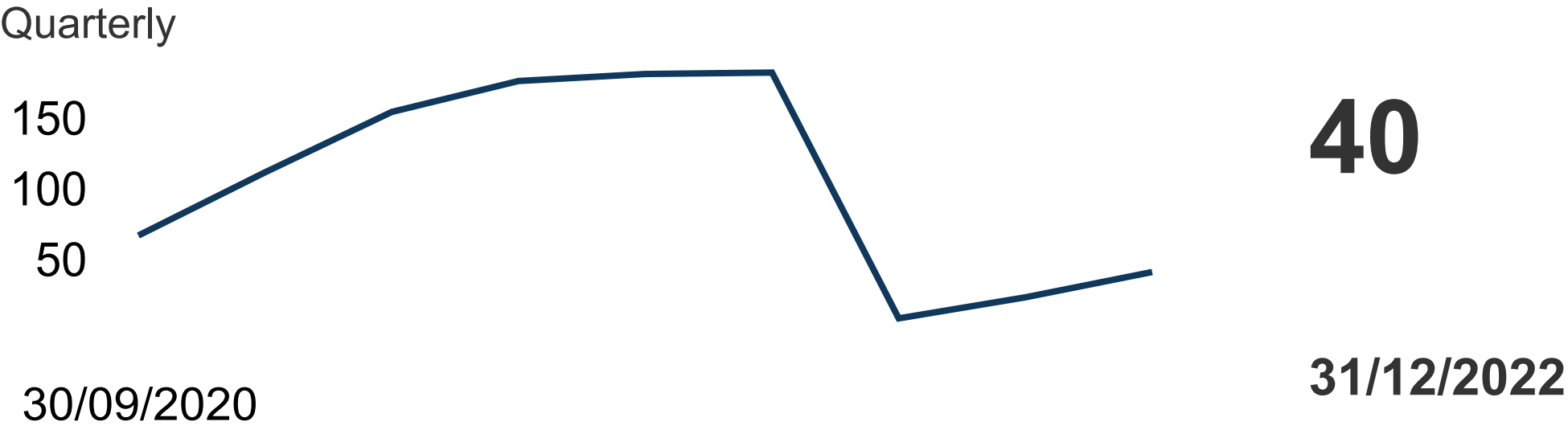
Focusing on Prevention

Having a clear approach to prevention is essential to improving people’s health and wellbeing, sustaining the social care and health services we all value and rely on, and strengthening our local economy. For example, properly insulated homes are cheaper to run and help prevent cold-related ill health as well as contributing to addressing the climate emergency. Bath's Clean Air Zone is also a good example of how we are preventing ill health through reducing air pollution.

People should receive the support they need in the most efficient, effective and timely way, reducing demand for later and more costly interventions. Everyone has a part to play and our residents should be supported to stay healthy, live well and be independent for as long as possible, making good choices for their own health and wellbeing. For example, we can promote active travel, such as walking and cycling.

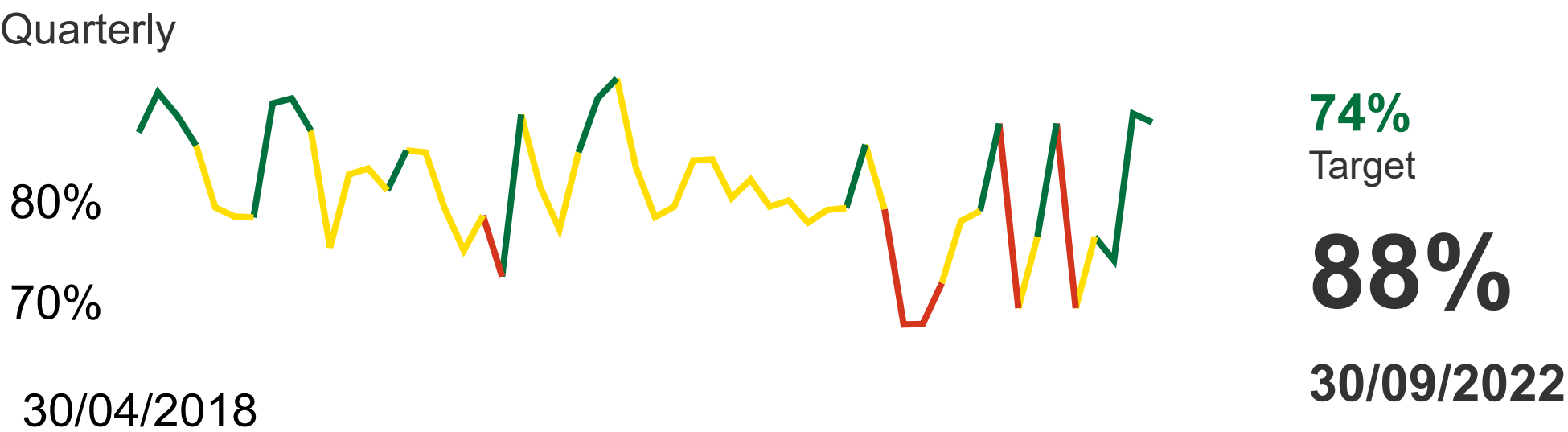
We cannot do this alone and we will need to build on our joint working arrangements with partners, voluntary organisations, parishes, and residents, through growing initiatives such as Compassionate Communities, which was exemplified in the creation of the Compassionate Communities Hub. We will always ensure that we continue to protect and support our most vulnerable residents.

Number of contacts to Energy at Home Info Centre (cumulative)



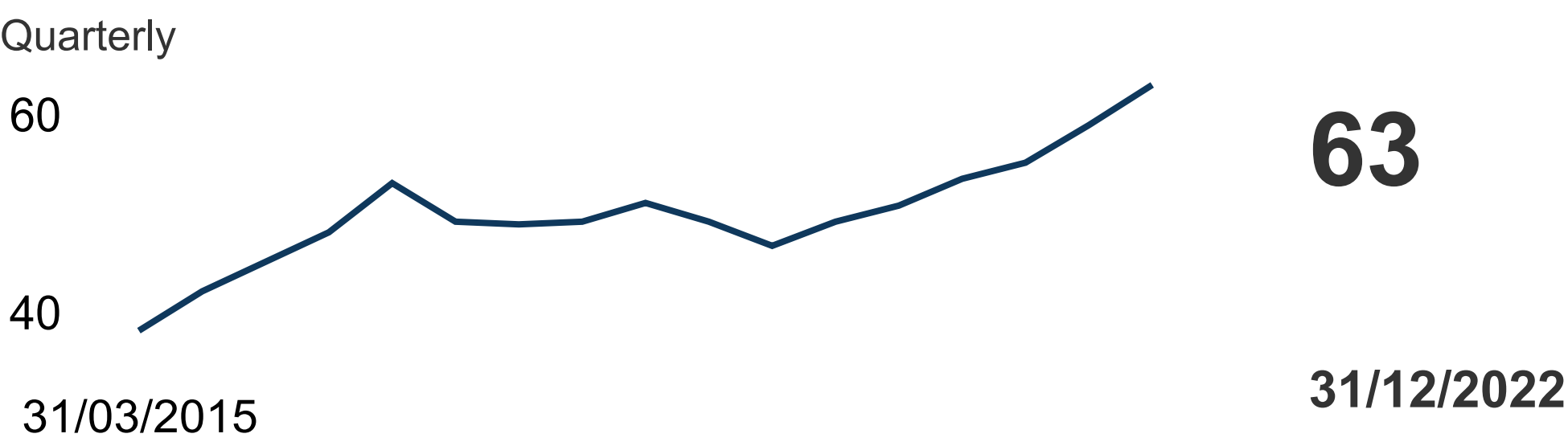
The new in-house service provides information and signposting for residents. The service is being actively promoted through a range of communications channels. The cumulative count has started again from the beginning of 21/22 to monitor in-year demand.

% Adults at home 91 days after reablement service



Performance recovered above the targeted level despite the challenges around the complex needs of people using the services, including end-of-life patients. These challenges remain and continue to risk achievement of the target in future quarters.

Children looked after per 10k



Recent increases in children in care can be attributed to a small number of larger families and an increase in the requirements to support unaccompanied asylum seeking children .The latter trend is expected also to be seen nationally with National Voluntary Dispersal Scheme and is anticipated to continue to increase, locally , regionally and nationally for 2022/2023

Strategic Indicator Report

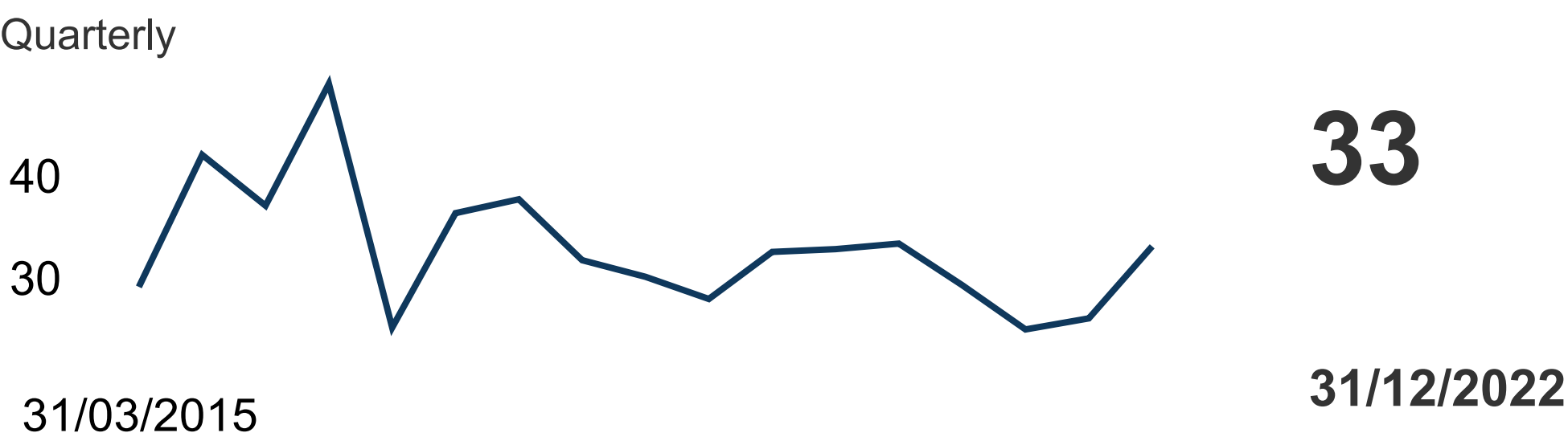
Focusing on Prevention

Having a clear approach to prevention is essential to improving people’s health and wellbeing, sustaining the social care and health services we all value and rely on, and strengthening our local economy. For example, properly insulated homes are cheaper to run and help prevent cold-related ill health as well as contributing to addressing the climate emergency. Bath's Clean Air Zone is also a good example of how we are preventing ill health through reducing air pollution.

People should receive the support they need in the most efficient, effective and timely way, reducing demand for later and more costly interventions. Everyone has a part to play and our residents should be supported to stay healthy, live well and be independent for as long as possible, making good choices for their own health and wellbeing. For example, we can promote active travel, such as walking and cycling.

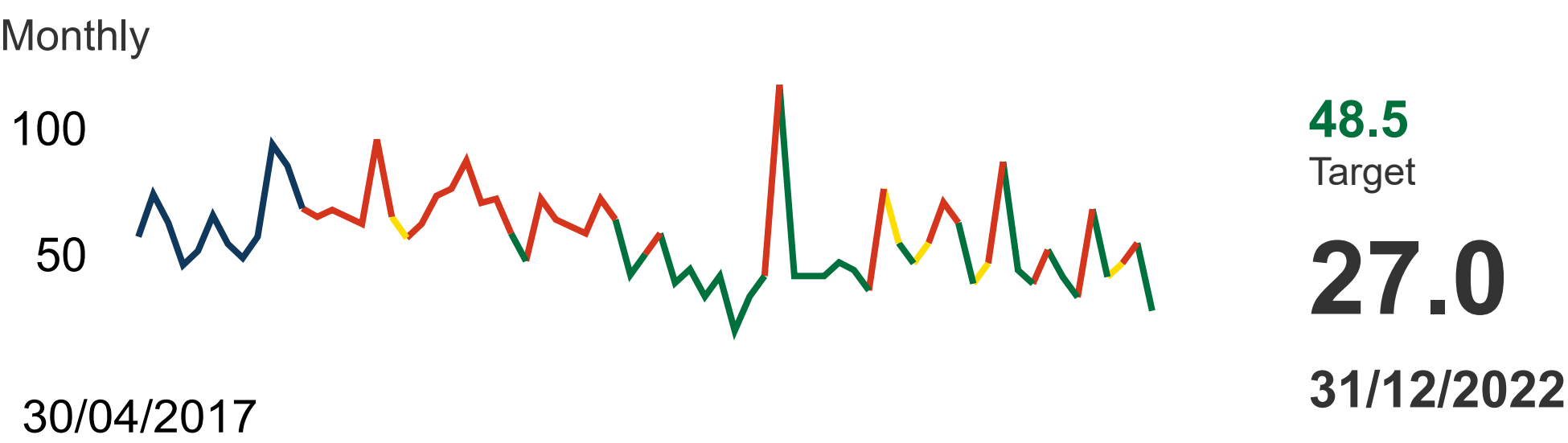
We cannot do this alone and we will need to build on our joint working arrangements with partners, voluntary organisations, parishes, and residents, through growing initiatives such as Compassionate Communities, which was exemplified in the creation of the Compassionate Communities Hub. We will always ensure that we continue to protect and support our most vulnerable residents.

Children on Child Protection plan per 10k



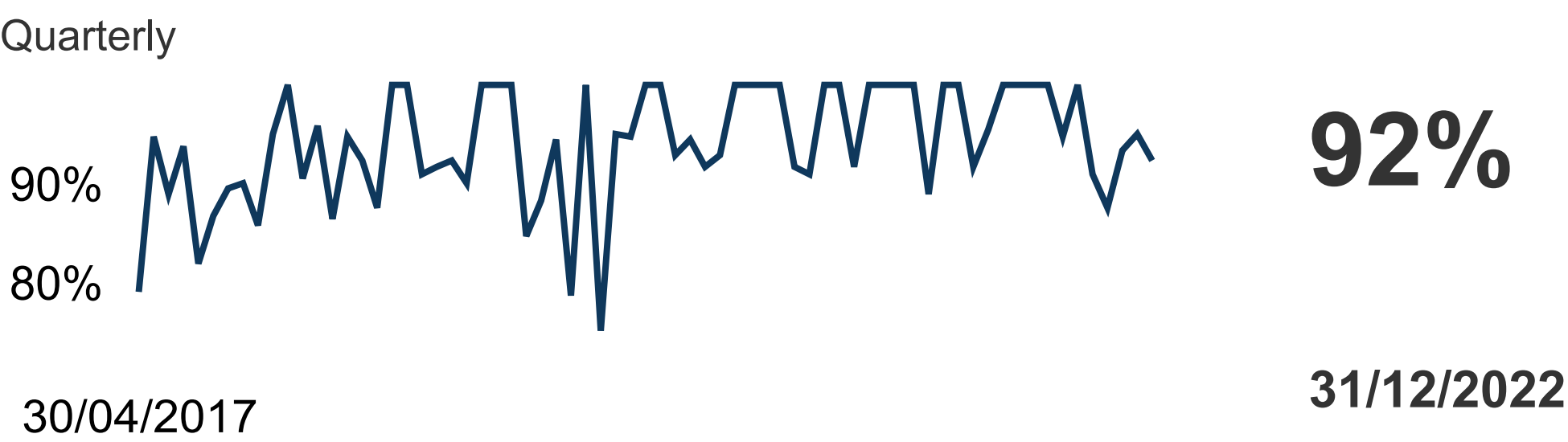
Rates are low compared to similar authorities. Attributed to good management of risk and in line with our practice framework principles and values.

Adult Social Care: Care Home admissions per 100k



Performance has been on target in December 2022 but the month-on-month rate remains variable. Funding arrangements continue to be different to those in effect prior to the pandemic, so data from 21/22 onwards is not directly comparable to previous years.

Adult Safeguarding: % enquiries where risk removed/reduced



The rate remains high as practice continues to minimise harm and risk.