

Activity Summary 2021/22

All values without a date are 21/22 totals except:

- snapshot at *31/03/22 or ~20/01/22

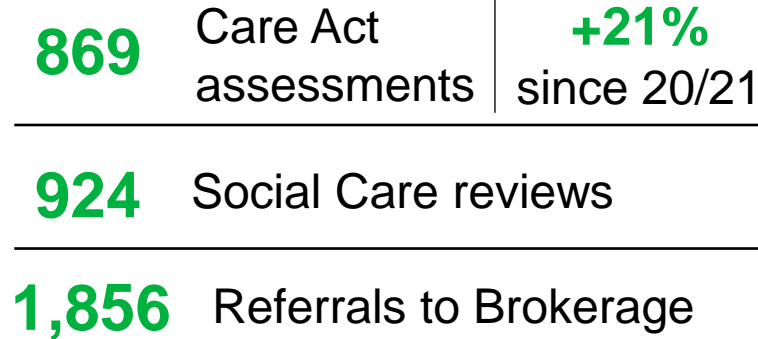
- ^ annual total to Dec-21

research@bathnes.gov.uk

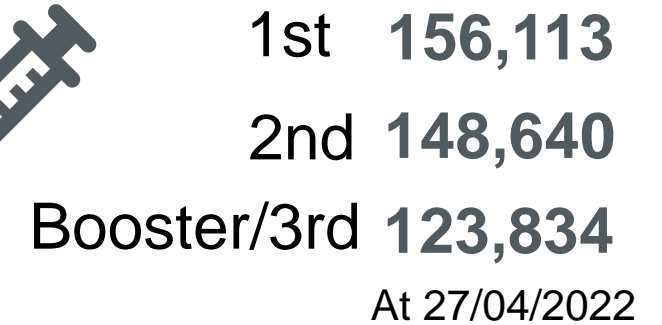
Adult Social Care: service users*



Adult Social Care: care planning

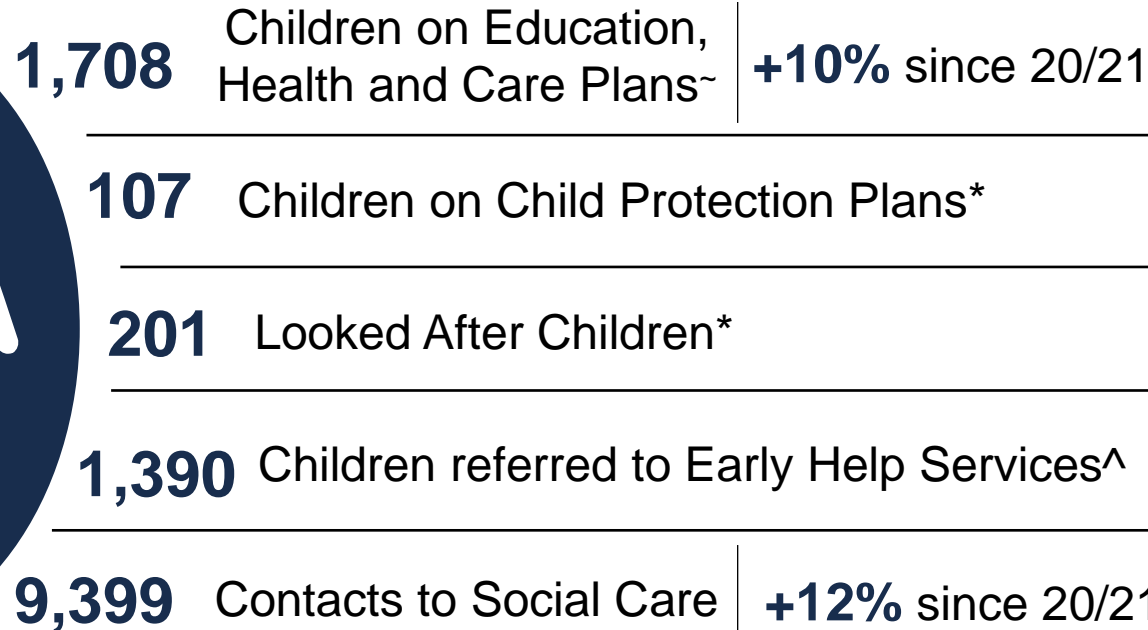


Covid-19 vaccinations by dose

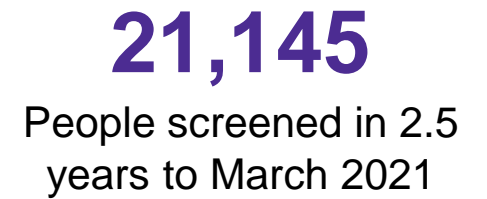


Children's Services

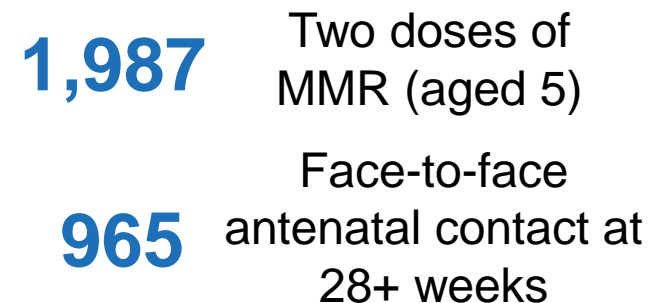
0-17 population: 36,675



Cancer screening: bowel cancer



Children and maternity (2020/21)



Activity Summary 2021/22

All values without a date are 21/22 totals except:

- * snapshot at 31/03/22

- ^ rolling total at 31/03/22

research@bathnes.gov.uk

Planning applications decided



2,272

+14% versus 20/21

Fly-tipping instances cleared



1,675

Smoking, alcohol & substance misuse



325

2019/20

Smokers who quit successfully at 4 weeks

Streetworks permits issued



9,398



Homes for Ukraine scheme



1,014

Households signed up at 28/04/22

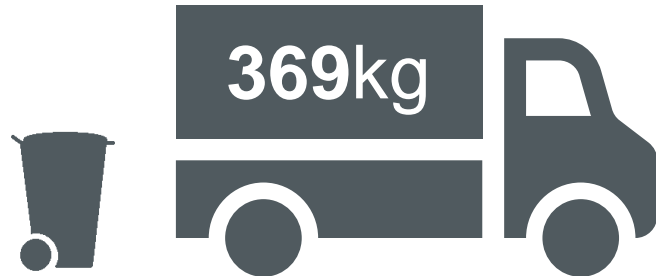


126

2020

Successful completions of alcohol treatment


Residual waste per household



369kg

For the 12 months to Feb-22


Trees planted on Council land



+77% versus 20/21

11,795

Revenues & Benefits



4,731

Housing Benefit caseload*

9,799

Council Tax Support caseload*



9,715

Households registered for Council Tax eBilling^

Activity Summary 2021/22

All values without a date are 21/22 totals except:
- ^ quarterly total during 21/22

research@bathnes.gov.uk

Social media interactions



1.1m Impressions



48.9k Views



25k Engagements

IT services^



2,442
Users supported



3.2m
Minutes of video calls
from **23k** meetings



678k
Teams chat messages

Customer Services



188k Calls offered
+2% vs 2020/21

Library and Information Services



322k Items issued

Newsletters and articles



53 E-Connect
newsletters sent



391 Newsroom articles

Webinars and forums



51 Sessions



4,000+ Views

Organisational Development



353 Guided learning
courses completed



4,618 eLearning courses
completed