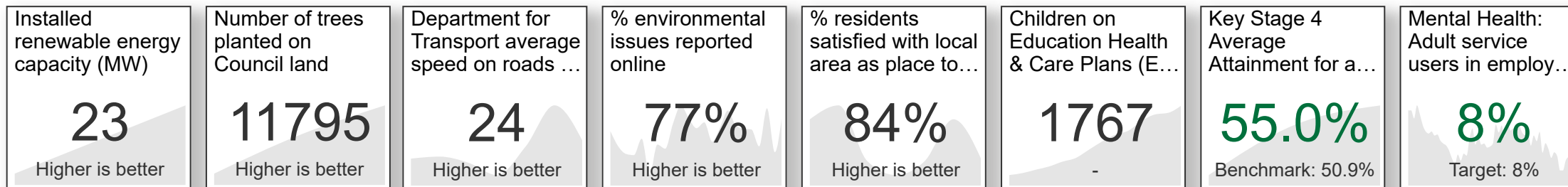
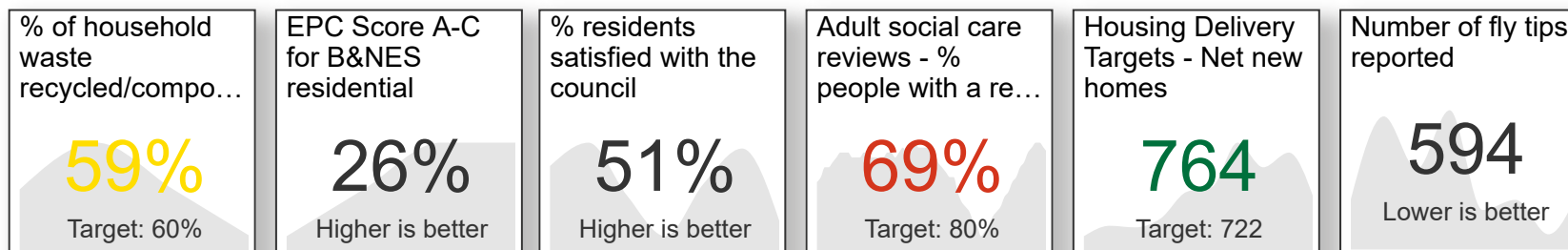


# Strategic Indicator Summary

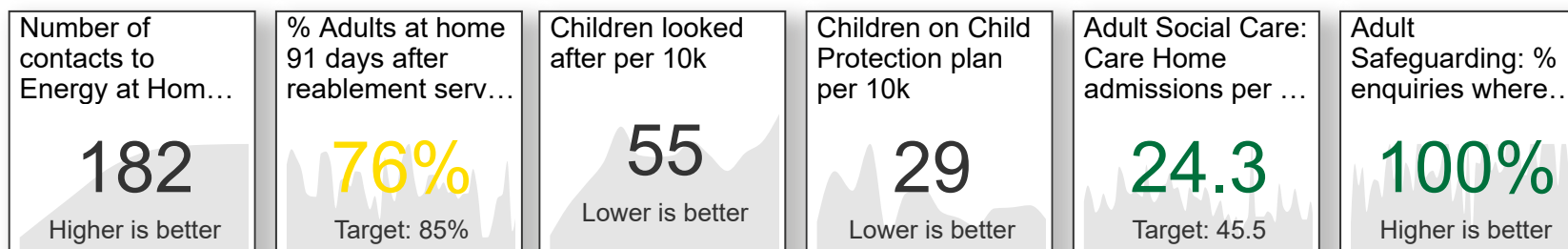
## Preparing for the Future [Click on an indicator to see more](#)



## Delivering for Residents [Click on an indicator to see more](#)



## Focusing on Prevention [Click on an indicator to see more](#)



# Strategic Indicator Report

## Preparing for the future

Our area is changing. We must change with it and help local residents prepare for the future. We want to promote high-quality, high-skill jobs, for example, in the new green jobs sector and in new technologies. At Bath Quays, we are creating a vibrant commercial quarter in the heart of the city which is delivering new jobs and homes. We also have a programme aimed at making our high streets more attractive places to visit, including greener ways of getting around the area and support to businesses.

We will work with partners, organisations such as the West of England Combined Authority, and local communities, to secure long-term investment in our local infrastructure. Our priorities for this are sustainable transport, homes and energy. So that they can take advantage of these changes, we want to help our young people acquire and enhance the skills they need to achieve their ambitions. To do this we will also need to address inequalities of outcome in education, particularly in the early years.

We also need to make the most of new technology, and be smarter and more flexible in the ways that we work. We need to be clearer about what we can and cannot provide. Increasingly, we will ask residents to self-serve for our more transactional services, so that we can better support people who need our help the most.

### Installed renewable energy capacity (MW)

Frequency: Annually

22  
22  
22  
22

01/09/2020

23

07/10/2021

In 2022 we should see a more substantial rise, as there is a fair bit in the Council own pipeline (and a few large planning applications expected)

### Number of trees planted on Council land

Frequency: Annual

10,000  
5,000

26/10/2020

11,795

31/03/2022

The council has an ambition to plant 100,000 trees in the district - not just on council land. This indicator is the planting under Council control.

### Department for Transport average speed on roads (mph)

Frequency: Annual

25  
24  
23

31/03/2015

24

31/03/2021

Higher speeds indicate less congestion and more free flowing conditions, reduction in speed indicate increased congestion and more queuing on network.

# Strategic Indicator Report

## Preparing for the future

Our area is changing. We must change with it and help local residents prepare for the future. We want to promote high-quality, high-skill jobs, for example, in the new green jobs sector and in new technologies. At Bath Quays, we are creating a vibrant commercial quarter in the heart of the city which is delivering new jobs and homes. We also have a programme aimed at making our high streets more attractive places to visit, including greener ways of getting around the area and support to businesses.

We will work with partners, organisations such as the West of England Combined Authority, and local communities, to secure long-term investment in our local infrastructure. Our priorities for this are sustainable transport, homes and energy. So that they can take advantage of these changes, we want to help our young people acquire and enhance the skills they need to achieve their ambitions. To do this we will also need to address inequalities of outcome in education, particularly in the early years.

We also need to make the most of new technology, and be smarter and more flexible in the ways that we work. We need to be clearer about what we can and cannot provide. Increasingly, we will ask residents to self-serve for our more transactional services, so that we can better support people who need our help the most.

### % environmental issues reported online

Frequency: Monthly

75%  
70%

31/05/2020



77%

31/03/2022

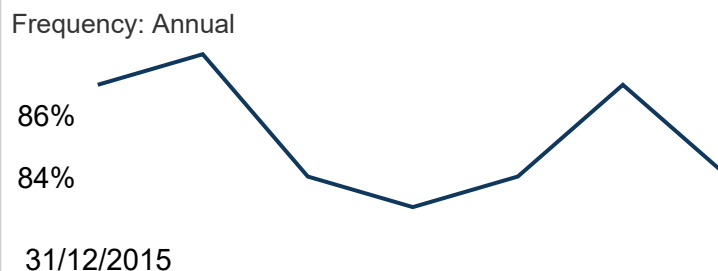
Performance remains consistent for this measure, which will be reviewed as part of the Council's emerging Customer Contact Strategy.

### % residents satisfied with local area as place to live

Frequency: Annual

86%  
84%

31/12/2015



84%

31/12/2021

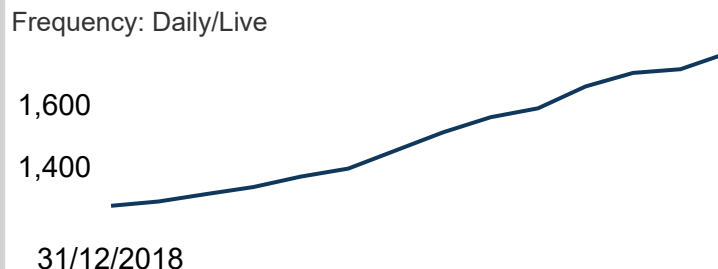
Rates for this indicator remain consistently high.

### Children on Education Health & Care Plans (EHCP)

Frequency: Daily/Live

1,600  
1,400

31/12/2018



1,767

31/03/2022

In common with other Local Authorities, B&NES continues to see an increase in the number of children on Plans

# Strategic Indicator Report

## Preparing for the future

Our area is changing. We must change with it and help local residents prepare for the future. We want to promote high-quality, high-skill jobs, for example, in the new green jobs sector and in new technologies. At Bath Quays, we are creating a vibrant commercial quarter in the heart of the city which is delivering new jobs and homes. We also have a programme aimed at making our high streets more attractive places to visit, including greener ways of getting around the area and support to businesses.

We will work with partners, organisations such as the West of England Combined Authority, and local communities, to secure long-term investment in our local infrastructure. Our priorities for this are sustainable transport, homes and energy. So that they can take advantage of these changes, we want to help our young people acquire and enhance the skills they need to achieve their ambitions. To do this we will also need to address inequalities of outcome in education, particularly in the early years.

We also need to make the most of new technology, and be smarter and more flexible in the ways that we work. We need to be clearer about what we can and cannot provide. Increasingly, we will ask residents to self-serve for our more transactional services, so that we can better support people who need our help the most.

## Key Stage 4 Average Attainment for all pupils


Frequency: Annual

54%

52%

50%

31/07/2019



50.9%

Benchmark

55.0%

31/07/2021

Attainment for B&NES pupils has continued to improve and remain above national and regional averages.

## Mental Health: Adult service users in employment

Frequency: Monthly

14%

12%

10%

30/04/2017



8%

Target

8%

31/03/2022

Employment is a significant factor in improving people's mental health and this indicator demonstrates our support in this area

# Strategic Indicator Report

## Delivering for residents

Access to housing, and getting around our area are key local concerns. We are determined to secure more affordable and social housing, improve the quality of rented housing, make our housing stock green and tackle fuel poverty.

We will also facilitate significant improvement of the transport infrastructure and encourage behaviour change to forms of transport other than the private vehicle. This will enable a major shift to walking, micro mobility (cycling), car-sharing, buses, and rail.

Alongside the introduction of the Clean Air Zone, we have wider ambitions for a more pedestrian-friendly city centre and reducing the impact of cars in residential streets through better traffic management, and reductions in 'rat-running'.

To support this, we need to understand the views and needs of our local communities. We are committed to improving how we involve local people in our decision making, such as on local transport schemes, ensuring that they have a greater say in how their services are designed, funded and run.

### % of household waste recycled/composted

Quarterly



60%

Target


59%

28/02/2022

When considered alongside the below-target amount of waste produced per household, the service is progressing towards its zero waste ambition. Please note that the indicator is now reported as a 12-month average as the target is measured at annual intervals.

### EPC Score A-C for B&NES residential

Annual




26%

31/12/2021

Shows the % of properties with a satisfactory energy efficiency rating. Trend shows a positive direction of travel.

### % residents satisfied with the council

Annual



51%

31/12/2021

Satisfaction with the council fell by 13% in the latest results. The greatest change in satisfaction levels was seen for people aged 18-34 and those past retirement age.

# Strategic Indicator Report

## Delivering for residents

Access to housing, and getting around our area are key local concerns. We are determined to secure more affordable and social housing, improve the quality of rented housing, make our housing stock green and tackle fuel poverty.

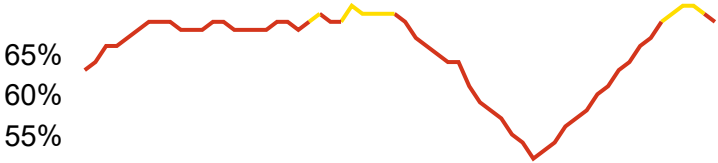
We will also facilitate significant improvement of the transport infrastructure and encourage behaviour change to forms of transport other than the private vehicle. This will enable a major shift to walking, micro mobility (cycling), car-sharing, buses, and rail.

Alongside the introduction of the Clean Air Zone, we have wider ambitions for a more pedestrian-friendly city centre and reducing the impact of cars in residential streets through better traffic management, and reductions in 'rat-running'.

To support this, we need to understand the views and needs of our local communities. We are committed to improving how we involve local people in our decision making, such as on local transport schemes, ensuring that they have a greater say in how their services are designed, funded and run.

## Adult social care reviews - % people with a review

Monthly



80%  
Target


69%

31/03/2022

We have a statutory duty to ensure that people's need are being met by at least an annual review. The list of due reviews is actively triaged so that those with the greatest need are reviewed first.

## Housing Delivery Targets - Net new homes

Annual



722  
Target


764

31/03/2021

B&NES has exceeded its annual housing delivery requirement for the last 6 years.

## Number of fly tips reported

Quarterly



594

31/03/2022

Reports come from fix my street and from operational staff within the Council. This is the number reported - not necessarily the number we attend.



# Strategic Indicator Report

## Focusing on Prevention

Having a clear approach to prevention is essential to improving people's health and wellbeing, sustaining the social care and health services we all value and rely on, and strengthening our local economy. For example, properly insulated homes are cheaper to run and help prevent cold-related ill health as well as contributing to addressing the climate emergency. Bath's Clean Air Zone is also a good example of how we are preventing ill health through reducing air pollution.

People should receive the support they need in the most efficient, effective and timely way, reducing demand for later and more costly interventions. Everyone has a part to play and our residents should be supported to stay healthy, live well and be independent for as long as possible, making good choices for their own health and wellbeing. For example, we can promote active travel, such as walking and cycling.

We cannot do this alone and we will need to build on our joint working arrangements with partners, voluntary organisations, parishes, and residents, through growing initiatives such as Compassionate Communities, which was exemplified in the creation of the Compassionate Communities Hub. We will always ensure that we continue to protect and support our most vulnerable residents.

### Number of contacts to Energy at Home Info Centre

Quarterly

150  
100

31/10/2020

182

31/03/2022

New in-house service providing information & signposting for residents. Looking to promote service more widely through comms channels.

### % Adults at home 91 days after reablement service

Quarterly

80%  
70%

30/04/2018

85%  
Target

76%

31/03/2022

Performance has remained variable because of an increase in people with complex needs using the service, including more end-of-life patients. The proportion requiring further acute-hospital support has therefore increased, which has impacted performance over the last 9 months.

### Children looked after per 10k

Quarterly

50  
40

31/03/2015

55

31/03/2022

Recent increases in children in care can be attributed to a small number of larger families and an increase in the requirements to support unaccompanied asylum seeking children. The latter trend is expected also to be seen nationally with National Voluntary Dispersal Scheme and is anticipated to continue to increase, locally, regionally and nationally for 2022/2023

# Strategic Indicator Report

## Focusing on Prevention

Having a clear approach to prevention is essential to improving people's health and wellbeing, sustaining the social care and health services we all value and rely on, and strengthening our local economy. For example, properly insulated homes are cheaper to run and help prevent cold-related ill health as well as contributing to addressing the climate emergency. Bath's Clean Air Zone is also a good example of how we are preventing ill health through reducing air pollution.

People should receive the support they need in the most efficient, effective and timely way, reducing demand for later and more costly interventions. Everyone has a part to play and our residents should be supported to stay healthy, live well and be independent for as long as possible, making good choices for their own health and wellbeing. For example, we can promote active travel, such as walking and cycling.

We cannot do this alone and we will need to build on our joint working arrangements with partners, voluntary organisations, parishes, and residents, through growing initiatives such as Compassionate Communities, which was exemplified in the creation of the Compassionate Communities Hub. We will always ensure that we continue to protect and support our most vulnerable residents.

### Children on Child Protection plan per 10k

Quarterly

40  
30

31/03/2015

29

31/03/2022

Rates are low compared to similar authorities. Attributed to good management of risk and in line with our practice framework principles and values.

### Adult Social Care: Care Home admissions per 100k

Monthly

100  
50

30/04/2017

45.5  
Target

24.3

31/03/2022

Performance was on target over Q4, which has usually been a period where care home admissions increase. Funding arrangements over the pandemic continued to be in effect, so 21/22 is not comparable to pre-Covid years.

### Adult Safeguarding: % enquiries where risk removed/reduced

Quarterly

90%  
80%

30/04/2017

100%

31/03/2022

We would want to see that risk is removed to demonstrate good safeguarding practice that minimises harm and risk